

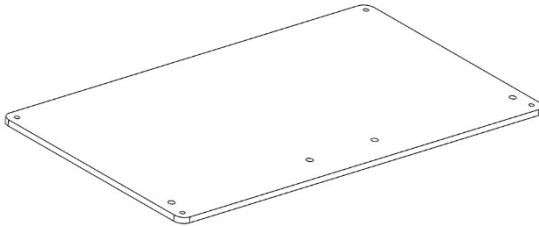


Base support

Quick Start Guide – Rev 0.0 March 2024

PACKING LIST

1u- Base support



10u- Anti-slip rubber feet



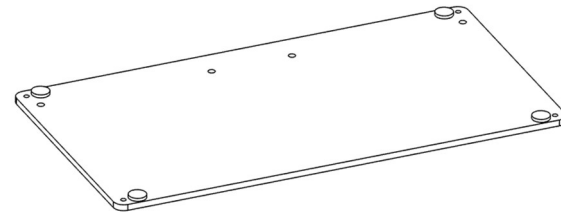
4u- black phillips bolts M4x5



ATTACHING THE Anti-slip Rubber Feet

Stick the 4 required anti-slip rubber feet on the **bottom of the base** to ensure stability.

Use the remaining 6 feet as replacements or to adjust grip as needed — position them freely depending on your surface

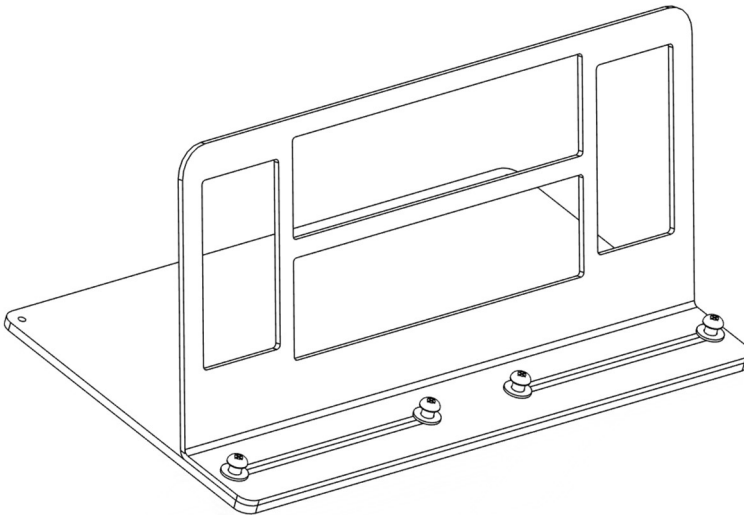




MOUNTING THE INCLINED SUPPORT

Use the 4 provided black M4x5 screws and the 4 black M4 washers to attach the inclined mount.

The 4 required black M4 washers are included in the inclined support packaging.





Base support

Blueprint & dimensions (mm)

